

NEW LITHOCIPSTATION

Reduce makeready.

Load. Preset. Print.

LithoCIPStation reads the CIP3/CIP4 data from prepress, calculates the ink coverage of every zone and turns it into the ink key presetting for your press.



C CIP data

Reads the CIP3/CIP4 files your prepress already produces.

I Ink keys

The coverage of every zone becomes the presetting of every ink key.

P Press

As a GRO/COL file for the console, or sent directly to it.

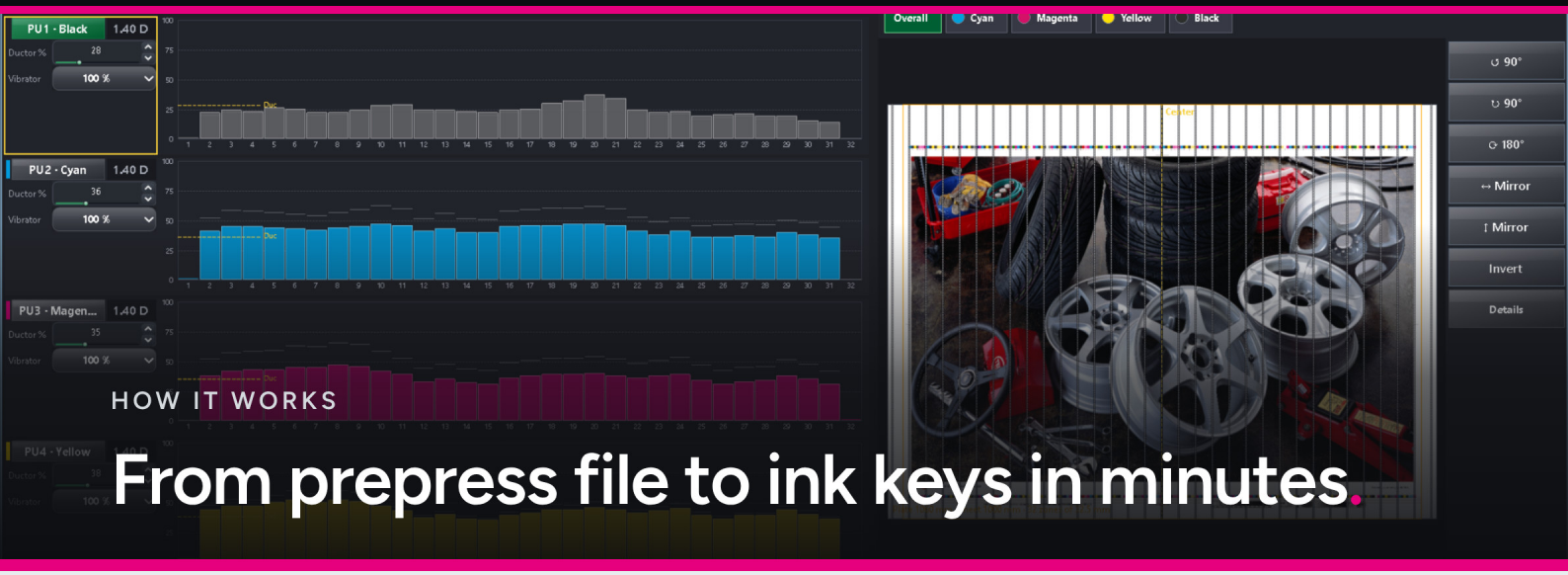

HOW IT WORKS

From prepress file to ink keys in minutes.

Without presetting, the ink keys are opened by eye and corrected over the first sheets. That costs **paper, ink and press time on every job change**. LithoCIPStation presets every zone **from the real plate content**.

1 Load the CIP file

PPF, CIP or OCIP, from a local folder or the network. Search by job name or number.

2 Check the sheet

Preview of all plates. Rotation, mirroring and sheet size are corrected by touch.

3 See the presetting

Coverage per zone and ink key values are on screen before anything goes to the press.

4 Send to the press

As a GRO/COL file for the console, or directly over the interface to the press.

Faster makeready

Ink keys are preset from the real plate content, not from experience alone.

Less waste

The press starts closer to color, so fewer start-up sheets go to the bin.

Same result every shift

The presetting comes from the file and your curves, not from who is at the press.

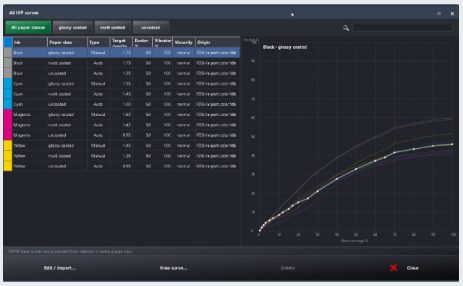

All presetting curves at a glance, per ink and paper class.

Works with your console

GRO/COL file for import, or direct sending over the interface to the press.

Ready on day one

Ships with a Pantone® and HKS® color library and supplied presetting curves.

See before you send

Full color preview of the plates, coverage per zone and presetting values.

Send again

Repeats the last job with updated densities or ink assignment.

NEW LITHOCIPSTATION

Preset every ink zone before the first sheet.

AT A GLANCE

CIP3 / CIP4
PPF, CIP and OCIP files

GRO / COL
File for the console, or sent directly

Pantone® · HKS®
Factory color library on board

20+ languages
Switchable live with one key



The press view: all printing units with their inks and target densities. Tap a unit to change its ink, tap a density to change it.

CIP loading
One file with all colors or one file per separation: ticked files are combined into one job.

Balancing
Operators set ductor or vibrator themselves, and the ink keys adjust accordingly.

Presetting curves
Overview and editor. Curves for glossy coated, matt coated, uncoated and metal are supplied.

Perfecting
Front and back of the sheet in one job; perfecting positions are supported.

Presetting
Area coverage per ink zone becomes ink key values, with curves per paper class and ink.

Readback
With an external measuring device, the ink key settings of the finished job are read back to refine the presetting curves.

Color library
Ink manager with Pantone® and HKS® library, paper classes and target densities.

Built for the press room
Large touch buttons, number pads for every value and a dark interface that is easy on the eyes.

RELIABLE PRESETTING

Every job. Every shift.

Fewer start-up sheets, less guessing at the ink keys and the same presetting quality, whoever is at the press.



LithoCIPStation at a glance

Input	**CIP3 / CIP4**
Output	**GRO / COL · interface**
Color library	**Pantone® · HKS®**
Languages	**20+**



Presetting curves per ink and paper class, adjustable in the editor.

Operation and safety

- User mode shows operators only the buttons they need
- Settings are protected by a password
- One-click backup of all station data, with a recovery tool
- Updates from inside the program

Technology

- Windows PC, 64-bit
- CIP3/CIP4 files (*.ppf, *.cip, *.ocip) from a local folder or network share
- GRO/COL presetting file, or direct sending over the interface to the press
- More than 20 languages; F11 switches between two of them
- Illustrated operator guide, works offline

Lithec GmbH
Carl-Feichtner-Ring 29
83714 Miesbach, Germany
Phone: +49 8025 99720
E-mail: info@lithec.de
Web: lithec.de

Lithec USA
8145 Main Street
Woodstock, GA 30188, USA
Phone: +1 678 903 5934
E-mail: info@lithecusa.com
Web: lithecusa.com

This flyer shows the software in full specification. The actual scope of performance depends on the press, its console and the order specification. Subject to technical change. All trademarks named are the property of their respective owners.
Issue 11/2026 · V7 · © Lithec GmbH, Miesbach — all rights reserved.